


MODEL 8615

FOR LADEN CONTAINER AND TRAILER HANDLING WITH
RAIL MOUNTED OR RUBBER TYRED GANTRY CRANES



Standard supply includes:

- ♦ Mounting arrangement to fit crane
- ♦ Four vertical pendular ISO twistlocks
- ♦ Lifting eyes near twistlocks
- ♦ Hydraulic telescoping
- ♦ Hydraulic leg folding
- ♦ Hydraulic clamp and unclamp
- ♦ Solenoid valves for all hydraulic functions
- ♦ Four foldable piggyback legs in an automatic sequence with block stacking
- ♦ Electrical and mechanical twistlock protection and indication system
- ♦ Electric telescoping protection system
- ♦ Electrical protection indication system for trailer handling
- ♦ Lift interrupt signal
- ♦ LED-indication lights

Spreader Model 8615 is a telescopic piggy back spreader for intermodal handling of laden ISO containers and trailers up to 41 tonnes. 8615 is designed for mounting on Rail Mounted (RMG) or Rubber Tyred Gantry (RTG) cranes.

The strong and basic concept offers advantages, such as two parallel telescopic beams, assuring max overlap. Beam sections are dimensioned to absorb not only the vertical, but also the very considerable horizontal forces.

TWISTLOCK SYSTEM

The twistlock system is manufactured in a rugged design and is well proven since many years. 8615 has hardened, pendulling ISO quick exchange twistlocks, hydraulically activated with electrical and mechanical interlocking against faulty locking and unlocking.

TELESCOPING AND HYDRAULIC SYSTEM

Telescoping is powered by one hydraulic cylinder inside each beam. Double electric motor and pump assemblies assure simultaneous telescoping of both beams. The spreader can be operated with one electric motor and pump.

PIGGYBACK LEGS SYSTEM

The leg arrangement is done according to the ELME design system, which is a load clamping system that involves all four foldable piggyback legs in an automatic sequence. Thanks to this

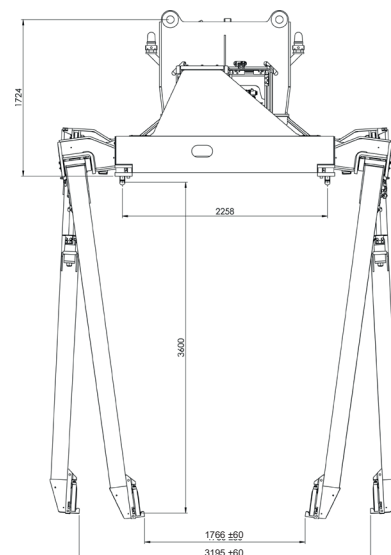
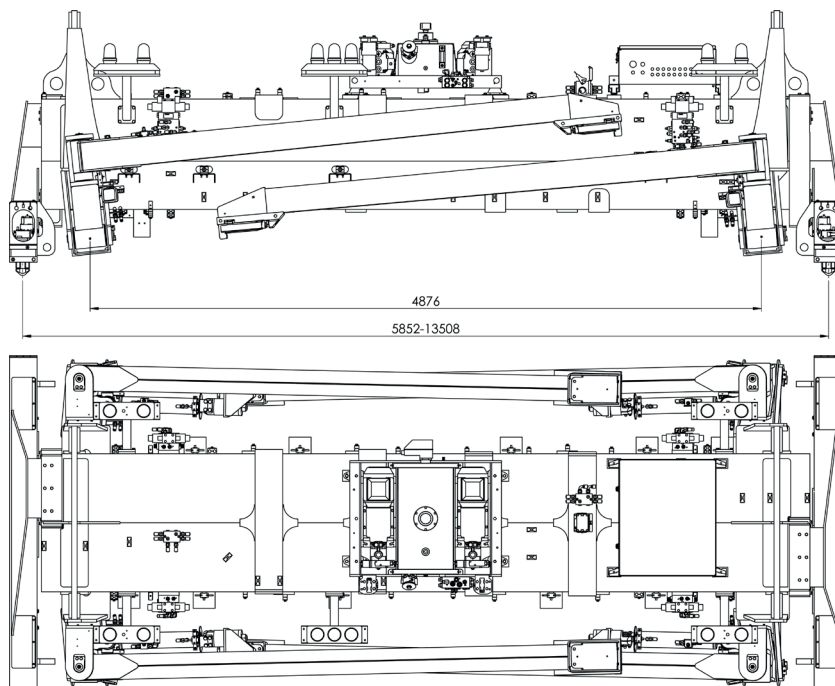
feature the spreader can be lowered between containers that are block stacked front to front and side to side.

The feet are designed according to European standard and made of Strenx® 900E material (meets S 890 QL) to extend life time. Sensors (integrated in the feet) detect when the trailer is clamped and send signals to the indication system. To avoid unclamping, a signal is also sent as soon as the container/trailer is lifted off the ground.

CONTROL AND PROTECTION SYSTEM

The control voltage on the spreader is always converted to 24V DC for safety and reliability. Electrical systems monitor the state of the spreader at all times. Indicator lights advise the operator when the spreader is correctly seated, locked or unlocked. Each signal is a precondition for the important protection functions of the spreader, such as twistlock activation, telescoping and lift interrupt.

MODEL 8615



TECHNICAL SPECIFICATIONS

Type of application	RTG, RMG
Type of lifting system	Four twistlocks or four piggyback legs
Type of stacking	Normal and block stacking
Spreader weight (TW)	12 300 kg without extra equipment
Lifting capacity (SWL), spreader	41 tonnes ± 10 % eccentric load
Lifting capacity (SWL), piggyback	41 tonnes ± 10 % eccentric load
Lifting capacity (SWL), lifting eyes	4 x 11,5 tonnes
Twistlock	ISO pendular 20 mm
Telescopic positions	20, 30, 40 and 45ft, B7
Telescoping speed from 20-40ft	< 25 sec.*
Telescoping speed from 20-45ft	< 32 sec.*
Legs clamping distance, min / max	1,766 ± 60 mm / 3,195 ± 60 mm
Legs clamping force	3 kN
Legs centre distance	4,876 mm
Legs folding / unfolding	< 25 sec.* / < 29 sec.*
Hydraulics, maximum pressure	140 bar
Hydraulics, flow / tank volume	46 L/min (2x23) / 90 L
Power supply	400 VAC/50 Hz
Electrical motors	2 x 4 kW
Electric - control voltage	24 VDC
Colour	Signal yellow RAL 1003
Paint thickness	220 µ

* Calculated speed at 20° C

All specifications are subject to change without notice. A list of options enables you to adapt the product more precisely to your needs and further information is available on request.

HEAD QUARTER AND PRODUCTION ELME Spreader AB


Phone +46 10 222 18 00
Email sales@elme.com
Website www.elme.com

SALES AND SPARE PARTS ELME Spreader Trading (Shanghai) Co., Ltd


Phone +86 21 5169 8922
Email sales.cn@elme.com

SPARE PARTS ELME Americas Inc.


Phone +1 731 588 02 20
+1 731 332 09 29
Email sales.us@elme.com



8615.



Hydraulic power pack.



Piggyback foot, European standard.

Visit www.elme.com for details, spare parts and more products.

ELME™
Swedish Spreader Systems