



MODEL 817 INNOVATION^[E] WTP

TOP LIFT SPREADER FOR LADEN CONTAINER
HANDLING WITH REACH STACKERS



Standard supply includes:

- ♦ Mounting arrangement to fit the boom head
- ♦ Powered pile slope (PPS)
- ♦ Four vertical pendular ISO twistlocks
- ♦ Combined lifting hook and lifting eye
- ♦ Hydraulic telescoping
- ♦ Hydraulic sideshift
- ♦ Hydraulic rotation
- ♦ Solenoid valves for all hydraulic functions
- ♦ Electrical and mechanical twistlock protection and indication system
- ♦ Electric telescoping protection system
- ♦ Lift interrupt signal
- ♦ LED-indication lights
- ♦ LED-work lights
- ♦ WTP

ELME Spreader Model 817 INNOVATION WTP is the New Generation telescopic top lift spreader for handling of laden ISO, WTP and US-domestic containers weighing up to 45 tonnes. 817 INNOVATION WTP is designed for mounting on reach stackers.

The strong and basic concept offers distinct advantages, such as two parallel telescopic beams, assuring max overlap. The beam sections are dimensioned to absorb not only the vertical, but also the very considerable horizontal forces.

INNOVATIVE DESIGN

INNOVATION's new and improved design implies a New Generation 817 INN. WTP spreader with the unique combination of increased structural strength and reduced weight.

The New Generation 817 INN. WTP Spreader is estimated to have an increased life expectancy of 30 % related to fatigue resistance and standard load case conditions.

The reduced spreader weight enables improvements on the reach stacker design and makes it possible to increase the lifting capacity in second and third container row. The New Generation design also implies numerous improvements to promote easier service.

TWISTLOCK SYSTEM

The twistlock system is manufactured in a rugged design and is well-proven since many years. The hardened ISO quick exchange pendular twistlocks has hydraulically activated and mechanical interlocking against faulty locking and unlocking. 817 INNOVATION WTP is equipped with lubrica-

tion free twistlocks that will lower TCO by reducing the need for and time spent on maintenance.

TELESCOPING, SIDESHIFT AND ROTATION SYSTEM

Telescoping is powered by one hydraulic cylinder for each end beam and sideshift is executed by one hydraulic cylinder. The cylinders are positioned on top of the main frame. Rotation is done by a slewing ring with double transmissions for turning and brakes for holding.

WTP-SYSTEM

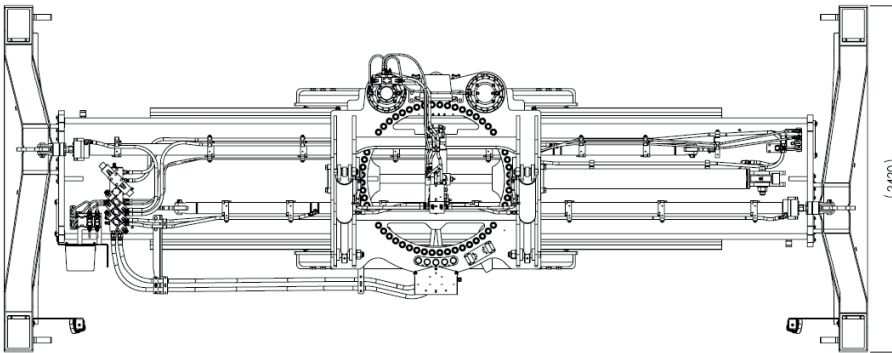
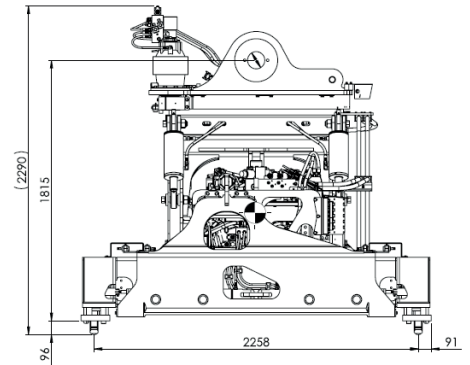
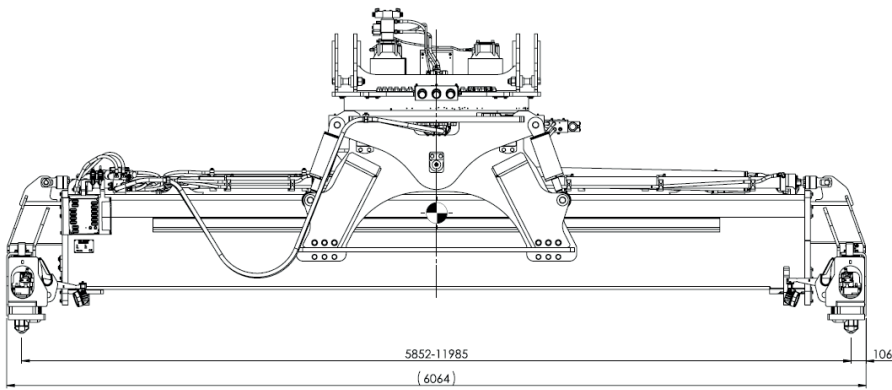
The WTP option built into the spreader end beams allows the operator to hydraulically change the twistlock positions to handle ISO and US-domestic containers as well as WTP containers.

CONTROL AND PROTECTION SYSTEM

The ELME Neuron CAN bus system, designed for maximum robustness, monitors the state of the spreader at all times. Indicator lights advise the operator when the spreader is correctly seated, locked or not locked. Each signal is a precondition for the important protection functions of the spreader such as lift interrupt.

Neuron uses J1939 protocol which provides fault code messaging to alert driver and maintenance personnel of possible component failures.

MODEL 817 INNOVATION^[E] WTP



TECHNICAL SPECIFICATIONS

Type of lifting system	Four vertical twistlocks
Spreader weight (TW)	9 300 kg without extra equipment
Lifting capacity (SWL), spreader	45 tonnes \pm 10 % eccentric load
Lifting capacity (SWL), lifting eyes	4 x 11,25 tonnes
WTP-option	< 5 sec ISO pos. 2 258 mm WTP pos. 2 448 mm
Telescopic positions	20 and 40ft
Telescoping speed, 20-40ft	< 16 sec.
Telescopic speed, 40-20ft	< 18 sec.
Rotation, 105° CCW/195° CW	< 42 sec. between endpoints
Sideshift, \pm 800	< 20 sec.
Mechanical pile slope (MPS)	\pm 1,3°
Powered pile slope (PPS)	\pm 6°
Hydraulics, pressure	140 bar
Hydraulics, flow	60 L/min
Electric - control voltage	24 VDC
Communication	CAN 2.0B
Colour	Black grey RAL 7021

All specifications are subject to change without notice. A list of options enables you to adapt the product more precisely to your needs and further information is available on request.

HEAD QUARTER AND PRODUCTION ELME Spreader AB


Phone +46 10 222 18 00
Email sales@elme.com
Website www.elme.com

SALES AND SPARE PARTS ELME Spreader Trading (Shanghai) Co., Ltd


Phone +86 21 5169 8922
Email sales.cn@elme.com

SPARE PARTS ELME Americas Inc.

Phone +1 731 588 02 20
+1 731 332 09 29
Email sales.us@elme.com



Improved design with work light positioned on the end beam.



Improved design with combined lifting hook and lifting eye.



Increased serviceability with improved service access for mounting/dismounting of the WTP beam cylinders.

Visit www.elme.com for details, spare parts and more products.

ELME™
Swedish Spreader Systems