

# MODEL 8210 WTP

FOR LADEN CONTAINER HANDLING WITH RAIL  
MOUNTED OR RUBBER TYRED GANTRY CRANES



## Standard supply includes:

- ♦ Mounting arrangement to fit crane
- ♦ Mechanical Pile Slope (MPS)
- ♦ Four pendular ISO twistlocks
- ♦ Lifting eyes near twistlocks
- ♦ Hydraulic telescoping
- ♦ Solenoid valves for all hydraulic functions
- ♦ Electrical and mechanical twistlock protection and indication system
- ♦ Electric telescoping protection system
- ♦ Lift interrupt signal
- ♦ LED-indication lights
- ♦ WTP

**Spreader Model 8210 WTP is a telescopic top spreader for handling of laden ISO, WTP and US-domestic containers up to 40 LT / 41 tonnes. 8210 WTP is designed for mounting on Rail Mounted (RMG) or Rubber Tyred Gantry (RTG) cranes.**

The strong and basic concept offers distinct advantages, such as two parallel telescopic beams, assuring max overlap. The beam sections are dimensioned to absorb not only the vertical, but also the very considerable horizontal forces.

## TWISTLOCK SYSTEM

The twistlock system is manufactured in a very rugged design and well proven since many years. 8210 has hardened, penduling ISO quick exchange twistlocks, hydraulically activated with electrical and mechanical interlocking against faulty locking and unlocking.

## TELESCOPING SYSTEM

Telescoping is powered by one hydraulic cylinder in each beam.

## HYDRAULIC SYSTEM

Double electric motors and pump assemblies assure simultaneous telescoping of both beams. The spreader can be operated with one electric motor and pump.

## WTP-SYSTEM

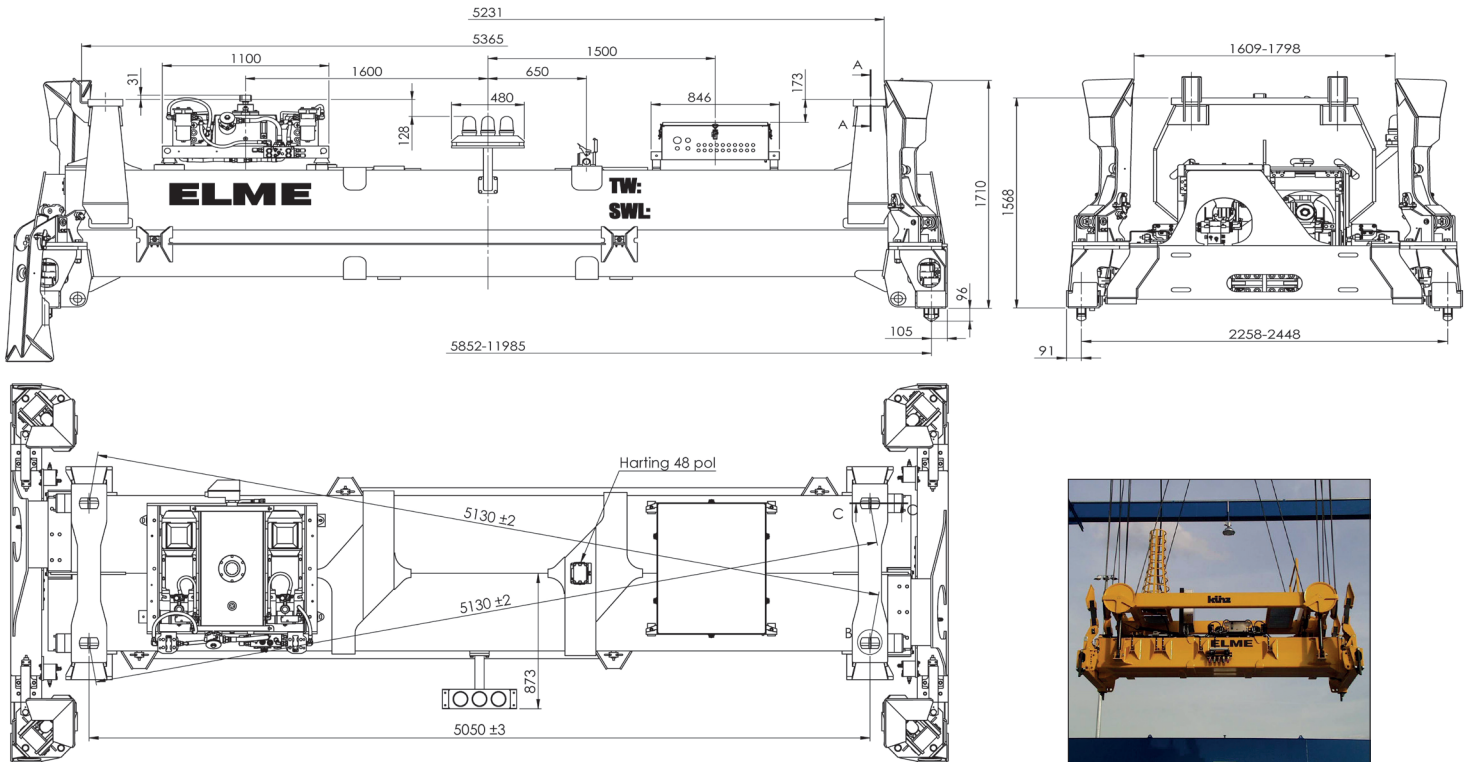
The WTP option built into the spreader endbeams allows the operator to hydraulically change the twistlock positions to handle ISO and US-domestic containers as well as WTP containers.

## CONTROL AND PROTECTION SYSTEM


The control voltage on the spreader is always converted to 24V DC for safety and reliability. Electrical systems monitor the state of the spreader at all times.

Indicator lights advise the operator when the spreader is correctly seated, locked or not locked. Each signal is a precondition for the important protection functions of the spreader such as twistlock activation, telescoping and lift interrupt.

# MODEL 8210 WTP



Flippers shown on layout is optional equipment.



8210.

## TECHNICAL SPECIFICATIONS


Type of application	RTG, RMG
Spreader weight (TW)	9 300 kgs without extra equipment
Lifting capacity (SWL), spreader	40 LT / 41 tonnes ± 10 % eccentric load
Lifting capacity (SWL), lifting eyes	4 x 10 tonnes
Twistlock	ISO pendular 20 mm
WTP-option	< 5 sec.* ISO pos. 2 258 mm WTP pos. 2 448 mm
Telescopic positions	20ft and 40ft
Telescoping speed from 20-45ft	< 25 sec.*
Hydraulics, operating pressure up to	140 bar
Hydraulics, flow / tank volume	46 L/min (2x23) / 90 L
Power supply	480 VAC/60 Hz
Electrical motors	2 x 5,5 kW
Electric - control voltage	24 VDC
Colour	Signal yellow RAL 1003
Paint thickness	220 µ

\* Calculated speed at 20° C

All specifications are subject to change without notice. A list of options enables you to adapt the product more precisely to your needs and further information is available on request.



Indication lights.



Twistlock and lifting eye.

## HEAD QUARTER AND PRODUCTION ELME Spreader AB

Phone +46 10 222 18 00  
Email sales@elme.com  
Website www.elme.com

## SALES AND SPARE PARTS ELME Spreader Trading (Shanghai) Co., Ltd

Phone +86 21 5169 8922  
Email sales.cn@elme.com

## SPARE PARTS ELME Americas Inc.

Phone +1 731 588 02 20  
+1 731 332 09 29  
Email sales.us@elme.com

Visit [www.elme.com](http://www.elme.com) for details, spare parts and more products.

**ELME™**  
Swedish Spreader Systems