


MODEL 8215E

FOR LADEN CONTAINER HANDLING WITH RAIL
MOUNTED OR RUBBER TYRED GANTRY CRANES

20-45ft



Standard supply includes:

- Mounting arrangement to fit crane.
- Mechanical pile slope (MPS).
- Four pendular ISO twistlocks.
- Lifting eyes near twistlocks.
- Electric telescoping system.
- Electrical and mechanical twistlock protection and indication system.
- Electric telescoping protection system.
- Lift interrupt signal.
- LED-indication lights.

Spreader Model 8215E is a fully electrical telescopic top spreader for handling of laden 20-45ft ISO containers up to 41 tonnes. 8215E is designed for mounting on Automatic Rail Mounted (ARMG), Rail Mounted (RMG) or Rubber Tyred Gantry (RTG)

The strong and basic concept offers distinct advantages, such as two parallel telescopic beams, assuring max overlap. Beam sections are dimensioned to absorb not only the vertical, but also the very considerable horizontal forces. Electric spreader 8215E is silent and power efficient.

TWISTLOCK SYSTEM

The twistlock system is manufactured in a very rugged design and is well proven since many years. 8215E has hardened, penduling ISO quick exchange twistlocks. They are activated by one motor and gearbox and have mechanical interlocking against faulty locking and unlocking.

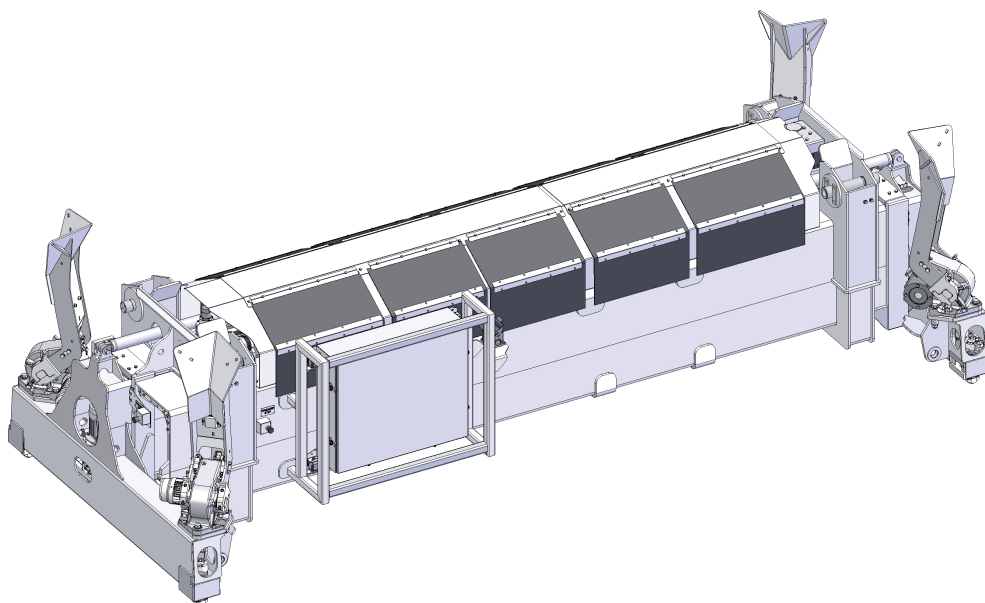
TELESCOPING SYSTEM

Telescoping is powered by one electric motor, gearbox and chain which makes simultaneous telescoping of beams.

CONTROL AND PROTECTION SYSTEM

The control voltage on the spreader is always converted to 24V DC for safety and reliability. Electrical systems monitor the state of the spreader at all times. Indicator lights advise the operator when the spreader is correctly seated, locked or not locked. Each signal is a precondition for the important protection functions of the spreader. Such as twistlock activation, telescoping and lift interrupt.

MODEL 8215E




8215E.

Technical specifications

Type of application	RTG, RMG, ARMG
Spreader weight (TW)	9 000 kgs without extra equipment
Lifting capacity (SWL), spreader	41 tonnes \pm 10 % eccentric load
Lifting capacity (SWL), lifting eyes	4 x 11,25 tonnes
Twistlock	ISO pendular 20 mm
Telescopic positions	20ft, 30ft, 40ft, 45ft and B7
Telescoping speed from 20-40ft	< 25 sec.*
Power supply	400 VAC/50 Hz
Electrical motors	1 x 4 kW, 2 x 0,37 kW
Electric - control voltage	24 VDC
Colour	Signal yellow RAL 1003
Paint thickness	220 μ

* Calculated speed at 20° C.

All specifications are subject to change without notice. A list of options enables you to adapt the product more precisely to your needs and further information is available on request.



Drive unit.



Crane mounting.

HEAD QUARTER AND PRODUCTION

ELME Spreader AB

Phone +46 476 558 00
Email sales@elme.com

SALES AND SPARE PARTS

ELME Spreader Trading (Shanghai) Co., Ltd

Phone +86 21 5169 8922
Email sales.cn@elme.com

SPARE PARTS

ELME Americas Inc.

Phone +1 731 588 02 20
Email sales.us@elme.com

For details, spare parts and more products, visit www.elme.com.

ELMETM
Swedish Spreader Systems