


# MODEL 857

INTERMODAL TOP LIFT SPREADER FOR LADEN  
CONTAINER HANDLING WITH REACH STACKERS



## Standard supply includes:

- Mounting arrangement to fit the boom head
- Four pendular ISO twistlocks
- Lifting eyes near twistlocks
- Mechanical pile slope (MPS)
- Hydraulic powered pile slope (PPS)
- Hydraulic telescoping
- Hydraulic stops
- Hydraulic sideshift
- Hydraulic rotation
- Hydraulic leg folding
- Hydraulic clamp and unclamp
- Solenoid valves for all hydraulic functions
- Four grapple arms with block stacking, foldable in an automatic sequence
- Electrical and mechanical twistlock protection and indication system
- Electric telescoping system protection
- Electrical protection indication system for trailer handling
- Lift interrupt signal
- LED-indication lights
- LED-work lights

**ELME Spreader Model 857 is a container and trailer handling spreader for the handling of all laden ISO containers weighing up to 45 tonnes. 857 is designed for use with reach stackers.**

The strong and basic concept offers distinct advantages, such as two parallel telescopic beams, assuring max overlap. Beam sections dimensioned to absorb not only the vertical, but also the very considerable horizontal forces.

### TWISTLOCK SYSTEM

The twistlock system is manufactured in a rugged design and is well-proven since many years. 857 has hardened, pendulling ISO twistlocks, hydraulically activated with electrical and mechanical interlocking against faulty locking and unlocking.

### GRAPPLE ARMS SYSTEM

The leg arrangement is done according to the ELME patented system which is a load clamping system that involves all four foldable grapple arms in an automatic sequence. Thanks to this feature the spreader can be lowered between containers that are block stacked front to front and side to side.

Feet are done in HARDOX® material to extend life time and are designed according to European standard. Integrated in the four feet are sensors which gives a signal to the indication system of

when the trailer is clamped and a signal to avoid unclamping as soon as the container/trailer is lifted off the ground.

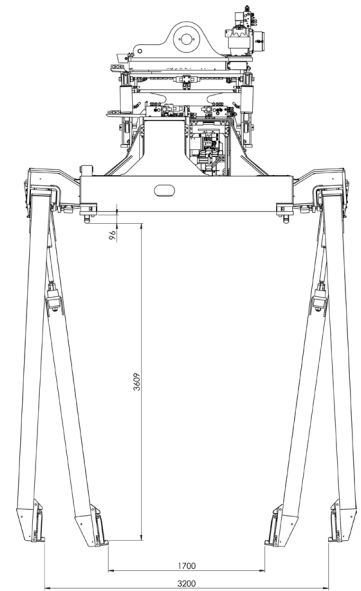
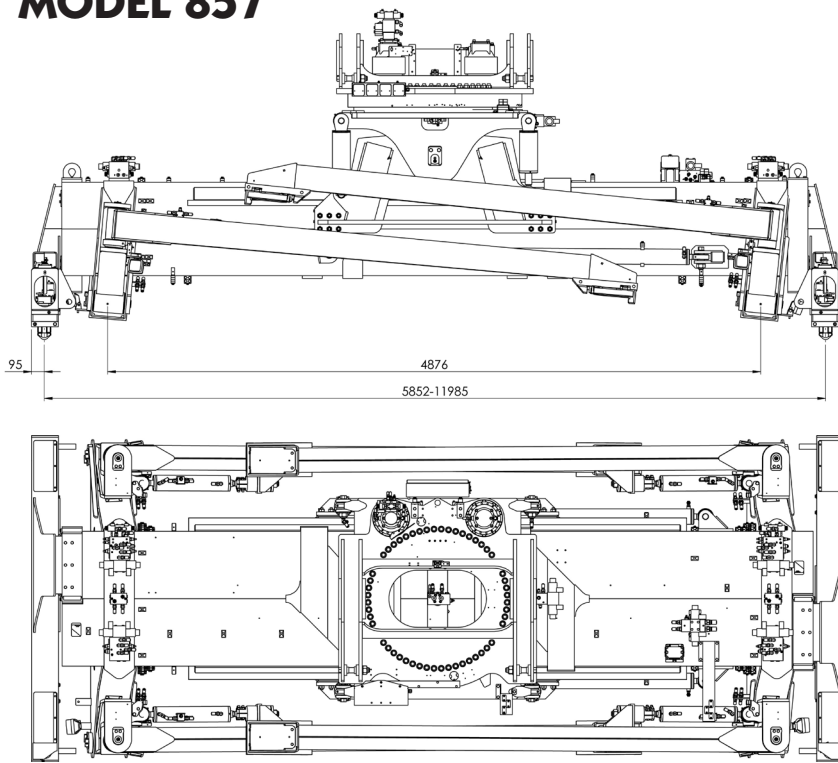
### TELESCOPING, SIDESHIFT AND ROTATION SYSTEM

Extension is powered by one hydraulic cylinder inside each beam. Sideshift is executed by two hydraulic cylinders on the outside of the main-frame. Rotation is done by a slewing ring with double transmissions for turning and brakes for holding.

### CONTROL AND PROTECTION SYSTEM

Electrical systems monitor the state of the spreader at all times. Indicator lights advise the operator when the spreader is correctly seated, locked or not locked, clamped or not clamped. Each signal is a precondition for the important protection functions of the spreader such as twistlock activation, telescoping, grapple arms and lift interrupt.

# MODEL 857



857.

## TECHNICAL SPECIFICATIONS

Type of lifting system	Four vertical twistlocks
Spreader weight (TW)	13 600 kgs without extra equipment
Lifting capacity (SWL), spreader	45 tonnes ± 10 % eccentric load
Lifting capacity (SWL), piggy back	45 tonnes ± 10 % eccentric load
Lifting capacity (SWL), lifting eyes	4 x 11,25 tonnes
Twistlock	ISO pendular 20 mm
Telescopic positions	20, 30 and 40ft, B7
Telescoping speed, 20-40ft	< 20 sec.*
Telescoping speed, 40-20ft	< 25 sec.*
Rotation, 105° CW/195° CCW	< 42 sec. between endpoints*
Sideshift, ± 800 mm	< 26 sec.*
Mechanical pile slope (MPS)	± 1,5°
Power pile slope (PPS)	± 6°
Leg clamping distance, min / max	1,766 ± 60 mm / 3,200 ± 60 mm
Leg centre distance	4,876 mm
Leg, down time / up time	< 29 sec.* / < 25 sec.*
Hydraulics, operating pressure up to	140 bar
Hydraulics, flow	40-60 L/min
Electric - control voltage	24 VDC
Colour	Black grey RAL 7021
Paint thickness	150 µ

\* Calculated speed at 20° C



Grapple arm foot, European Standard.



Rotator.

All specifications are subject to change without notice. A list of options enables you to adapt the product more precisely to your needs and further information is available on request.

### HEAD QUARTER AND PRODUCTION

#### ELME Spreader AB

Phone +46 476 558 00  
 Email sales@elme.com  
 Website www.elme.com

### SALES AND SPARE PARTS

#### ELME Spreader Trading (Shanghai) Co., Ltd

Phone +86 21 5169 8922  
 Email sales.cn@elme.com

### SPARE PARTS

#### ELME Americas Inc.

Phone +1 731 588 02 20  
 Email sales.us@elme.com

For details, spare parts and more products, visit [www.elme.com](http://www.elme.com).

**ELME**<sup>TM</sup>  
 Swedish Spreader Systems